

Two Partners - One Solution

Integrity - System for
Temporary Crown & Bridge



Integrity[®]
With Fluorescence

Temporary Crown & Bridge Material

&

Integrity[®]
TempGrip[™]

Temporary Crown & Bridge Cement

- Fast, strong temporaries with great esthetics
- Ideal system: complete solution for temporary crown & bridge
- Convenient, hygienic and easy handling with automix delivery

For better dentistry

DENTSPLY

Integrity[®]

With Fluorescence

Temporary Crown & Bridge Material



Fast, strong temporaries with great esthetics

- Polishes to a natural luster for superb results
- Minimal shrinkage and less adjustments save time
- Great consistency for easy handling and cleanup
- Bonds to itself for easy repair
- Less than 5°C temperature change in the mouth during setting, will not damage the pulp and offers great patient comfort
- Available in 4 shades
- Two delivery systems for your choice of convenience - 76g cartridge and 15g mini-syringe

Physical Properties¹

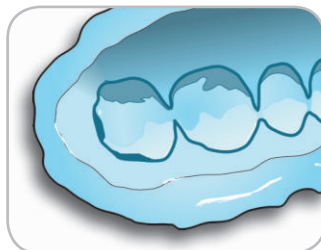
	Integrity [®] A2	Luxatemp [®] A2	Structur 2 SC A2	Protemp [™] 3 Garant [™] A2	Temphase [™] A2
Transverse Strength (MPa)	83 ± 6	73 ± 2	76 ± 3	75 ± 3	68 ± 3
Flexural Modulus (MPa)	2136 ± 100	2056 ± 88	2098 ± 215	1823 ± 97	1875 ± 130
Compressive Strength (MPa)	291 ± 21	284 ± 27	220 ± 36	304 ± 24	298 ± 15
Base/Catalyst Ratio	10:1	10:1	1:1	10:1	1:1
Onset Setting Time (Sec.)	70	80	60	65	60
Peak Temperature (°C)	34-35	34-35	41-42	34-36	33-34

¹ All data on file.

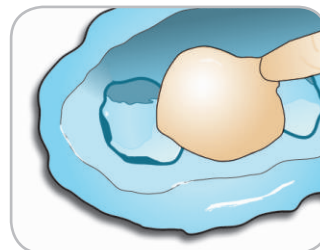
Luxatemp[®] (DMG), Structur 2 SC (Voco), Protemp[™] 3 Garant[™] (3M ESPE), Temphase[™] (Kerr) are not registered trademarks of DENTSPLY International.



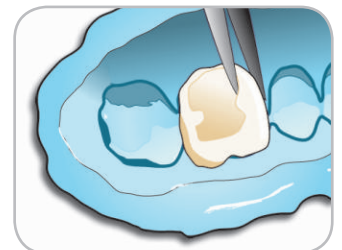
Temporization Technique



1 Take matrix impression using **Aquasil** impression materials.



2 Dispense **Integrity**[®] material into the matrix. Place matrix into the patient's mouth within 45 seconds. Remove matrix after 2 minutes from start of mix.



3 Allow to self-cure for 7 minutes from start of mix. Remove the provisional from the impression.

Integrity® TempGrip™

Temporary Crown & Bridge Cement



Convenient, hygienic and easy handling

- Smooth seating: With a creamy feel and no-drip flow
- Easy removal: Cement stays in the crown not on the tooth
- Short set time saves time for you and your patient
- Automix syringes with balanced base/catalyst viscosity assure the right mix
- Low film thickness along with high compressive and flexural strength
- Non-eugenol

Physical Properties^{1,2}

	Integrity® TempGrip™	TempBond®	TempBond® NE	TempoCem® NE
Flow (mm)	27	33	32	25
Work Time	1'00"-1'30"	>1'30"	>1'30"	approx. 1'00"
Set Time	2'00"-3'00"	<7'00"	<7'00"	4'00"-5'00"
Film Thickness (microns)	11	13	8	24
Compressive Strength (MPa)	22	10	6	5
Flexural Strength (MPa)	9	1	3	4

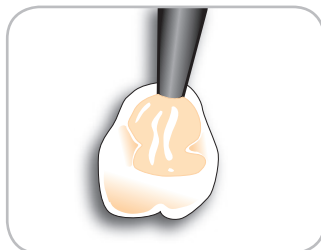
¹ All data on file.

² Work times and set times are as per manufacturer's directions. Work times are specified to be at room temperature and set times at mouth temperature (except TempBond® products that are specified to be at room temperature).

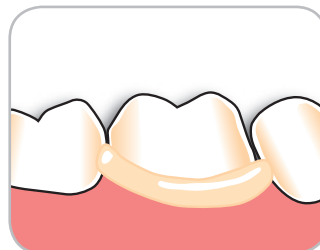
TempBond®, TempBond® NE (Kerr) and TempoCem® (DMG) are not registered trademarks of DENTSPLY International.



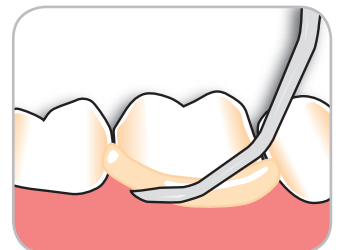
4 Adjust and trim the provisional with a slow speed acrylic bur and/or a high speed diamond bur.



5 Apply a thin, uniform layer of **Integrity® TempGrip™ Cement** to the entire internal surface of the **Integrity®** material restoration.



6 Seat the restoration with gradual pressure. A gentle rocking or vibratory motion may be helpful to ensure optimal seating.



7 Remove gross excess from marginal areas. Restoration should not be moved or torqued during cleanup.

Order Information

ReOrder-No.



Integrity Mini-Syringes

Integrity Mini-Syringe (1 x 15g mini syringe + 10 green mixing tips)	
Integrity Mini-Syringe A 1	605.78.355
Integrity Mini-Syringe A 2	605.78.356
Integrity Mini-Syringe A 3,5	605.78.357
Integrity Mini-Syringe B 1	605.78.358
Integrity Mini Syringe Mixing Tips (50 green mixing tips)	605.78.359



Integrity Cartridges

Integrity Cartridge (1 x 76g cartridge + 16 blue mixing tips)	
Integrity Cartridge A 1	605.78.345
Integrity Cartridge A 2	605.78.346
Integrity Cartridge A 3,5	605.78.347
Integrity Cartridge B 1	605.78.348
Integrity Cartridge Mixing Tips (50 blue mixing tips)	605.78.349



Integrity Dispenser Gun

Integrity Dispenser Gun with 10:1 Ratio Slide	666260
---	--------



Integrity TempGrip

Integrity TempGrip (2 x 9g syringe + 20 brown mixing tips)	666450
Integrity TempGrip Mixing Tips (50 brown mixing tips)	666460

DENTSPLY DeTrey GmbH

De-Trey-Str. 1
78467 Konstanz
GERMANY
www.dentsply.de
Nur für Deutschland:
DENTSPLY Service-Line 0800 735 000 (gebührenfrei)

For better dentistry

DENTSPLY